


# Nativity Matchbook

1. Cut around the outside of the large rectangle.
2. Fold on the middle lines.
3. Cut out the gift title.
4. Staple the bottom edges of the folded matchbook cover.
5. Glue half of the gift onto the bottom portion. Make sure to not glue the gift to the top.
6. Place the Nativity booklet inside.




shepherds




manger



star



donkey



Jesus



Joseph



Mary



Gabriel





©spelloutloud.com

### Terms Of Use

It makes me happy to make something that others can use. The downloads and its contents are copyright of Spell Outloud. All rights reserved.

### You can:

- \* Save the files on your computer and print off copies for your homeschool or classroom.
- \* Link directly to [www.spelloutloud.com](http://www.spelloutloud.com) to share my files with others.

### Please Don't:

- \* Host any of these files on your own site or file-sharing sites(i.e. Yahoo groups etc).
- \* Alter or sell any of the files.
- \* Sell files to make a profit (i.e. print, laminate, and sell as kits to others.)
- \* Transmit or store any resources on any other website or other form of electronic retrieval system.