
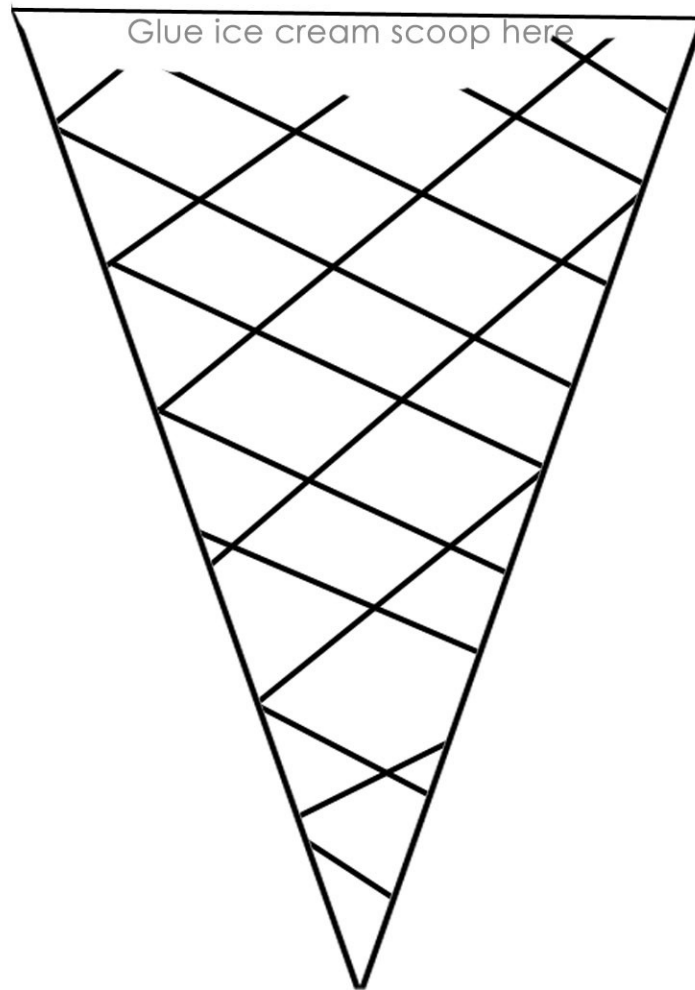
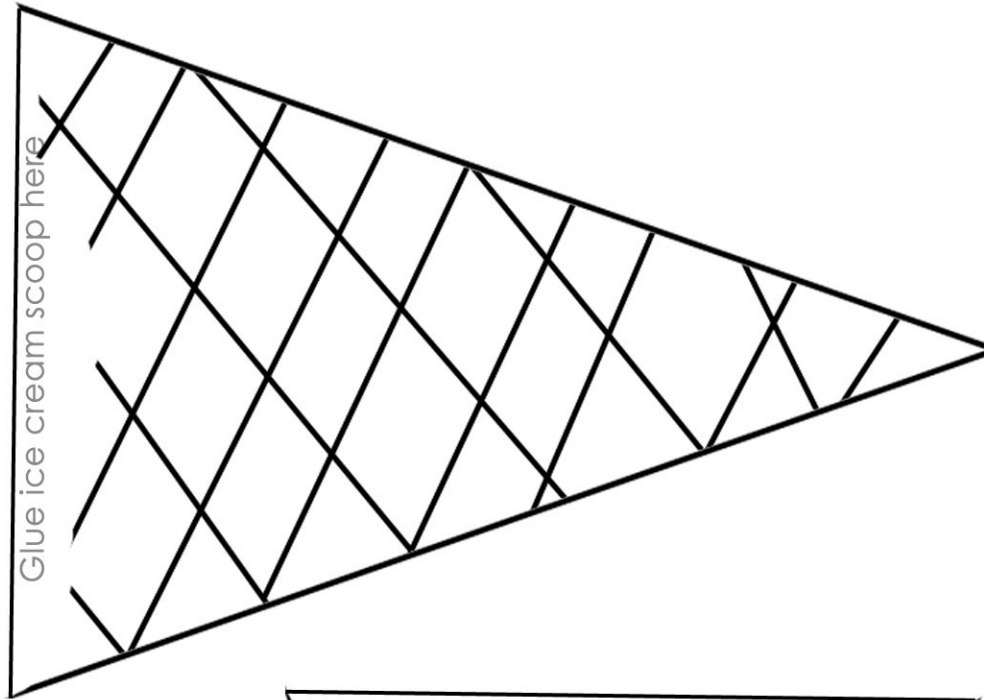


Ice Cube Art

1. Print out onto white cardstock.
2. The day before make ice cube paints by putting water and food coloring (or tempera paint) into an ice cube tray. Let freeze. If possible add sticks before totally frozen to make it easier to paint.
3. Let children paint their ice cream scoops.
4. Print out cones onto brown cardstock.
5. Glue scoops onto cone.





Ice Cube Art

1. Print out onto brown or tan cardstock.
2. The day before make ice cube paints by putting water and food coloring (or tempera paint) into an ice cube tray. Let freeze. If possible add sticks before totally frozen to make it easier to paint.
3. Let children paint their ice cream scoops.
4. Glue scoops onto cone.