


2




1

Bee Hive Number Sequencing


Print, cut and laminate cards and bees.

- * Have children arrange the cards in order.
- * Have children place a bee on each honey comb and count.
- * Use the cards in the Bee Hive Jive game. Each child draws a card and then has to dance or jump to that floor number.


0




6







5




4



3





Print, cut and laminate. You can use a 3/4" circle punch.

Terms of Use: You can:

- * Save the files on your computer and print off copies for your homeschool or classroom.
- * Link directly to www.spelloutloud.com to share my files with others.

Please Don't:

- * Host any of these files on your own site or file-sharing sites (i.e. Yahoo groups etc).
- * Alter or sell any of the files.
- * Sell files to make a profit (i.e. print, laminate, and sell as kits to others.)
- * Transmit or store any resources on any other website or other form of electronic retrieval system.